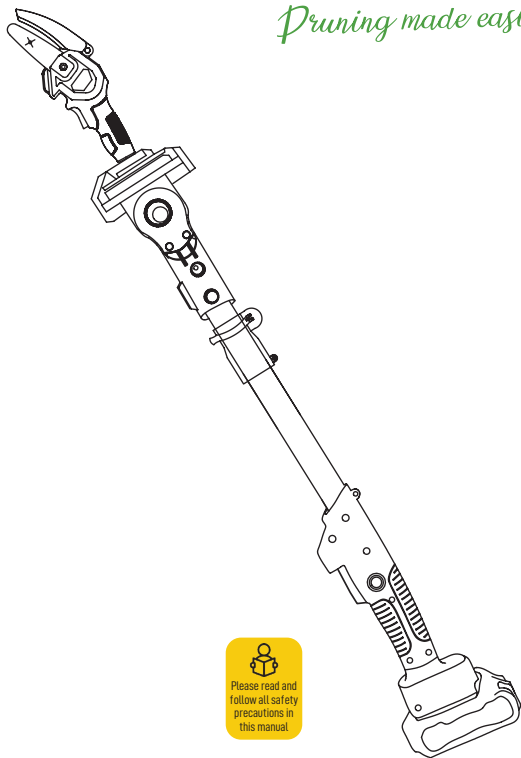



# EXTENSION POST



# INSTRUCTION MANUAL

## Instructions for use

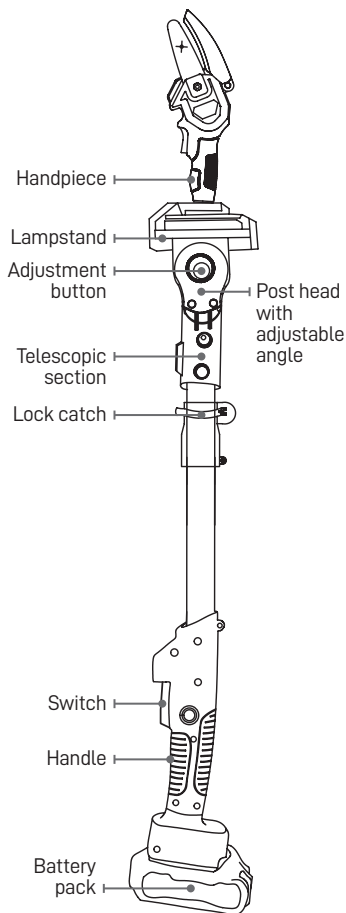
1. Install the handpiece on the base of the extension rod
2. Align the battery pack with the battery pack connector on the extension rod and install it in place.
3. Unlock the lock catch, pull the telescopic part and lock the latch when adjusting to the appropriate length.

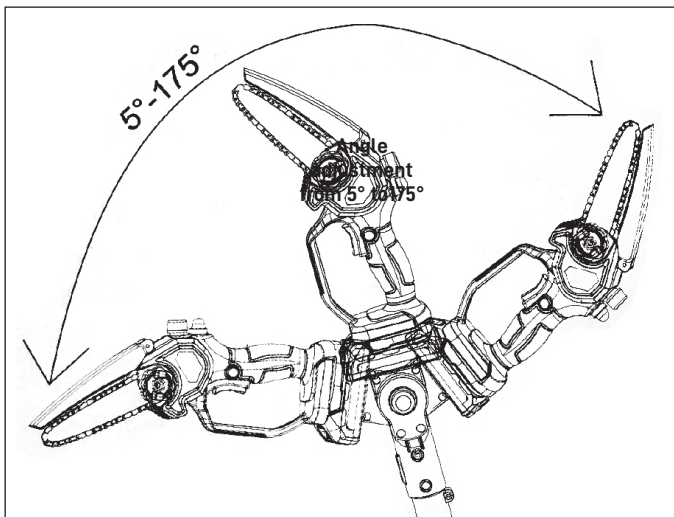


- 1** Pull open the lock catch



- 2** Pull out the telescopic part to the proper length and lock the latch.





4. Press and hold the adjustment button to adjust the angle of the angle of the handpiece, after adjusting to the proper angle, release the adjustment button.
  5. Press the button and the machine can operate normally.
- 

## ATTENTION!

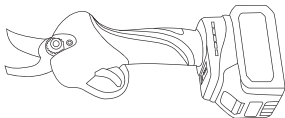
- Please keep the extension rod away from fire and water.
- When using this product, please keep the machine handpiece way from other people.
- Please install the original handpiece and battery pack on the extension rod, Otherwise, the product may not operate normally.
- Handle with care to avoid the extension rod falling from a high place or strong collision.

## Specifications

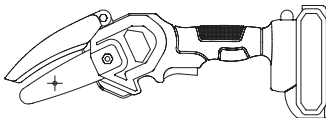
Shortest Length	140cm
Maximum Length	230cm
Battery	Lithium-ion battery

## Applicable Products

Kwik Shear Cordless Secateurs



Kwik Shear Cordless Mini Chain Saw



## KWIK SHEAR WARRANTY

The KWIK SHEAR tool, battery and charger are covered by a 2 year warranty. This warranty does not include wear and tear on consumable parts. Proof of purchase is required.

### WARRANTY PROCESS

Kwik Shear Australia and Kwik Shear New Zealand warrants each new Kwik Shear to the original purchaser thereof, to be used and maintained properly. This shall be in lieu of any other warranty, expressed or implied, including, but not limited to, any implied warranty of merchantability or fitness for a particular purpose.

Kwik Shear Australia and Kwik Shear New Zealand shall repair or replace, at its option and without cost to the original purchaser, any Kwik Shear or warranted part that has been found to be defective and is within the period of the warranty. All freight to and from Kwik Shear Australia or Kwik Shear New Zealand is to be paid for by the customer.

The liability of Kwik Shear Australia and Kwik Shear New Zealand under this warranty shall be limited solely to repair or replacement of the Kwik Shear body and warranted parts within the warranty period; and Kwik Shear New Zealand shall not be liable, under any circumstances, for consequential or incidental damages, including, but not limited to, personal injury or labor costs. This warranty gives the original purchaser specific legal rights and you may also have other rights which vary from state to state.

Under no circumstances will Kwik Shear Australia and Kwik Shear New Zealand be responsible for any expense in connection with any repairs made by anyone other than the Kwik Shear Australia and Kwik Shear New Zealand or authorised repairers, unless repairs have been specifically authorised in writing by Kwik Shear Australia or Kwik Shear New Zealand.

**If you have any questions about your warranty registration, you can contact us at:**

Kwik Shear Australia	• Email: <a href="mailto:enquiries@newstyledirect.com.au">enquiries@newstyledirect.com.au</a>	• Ph: +61 3 9489 1177
Kwik Shear New Zealand	• Email: <a href="mailto:enquiries@newstyledirect.co.nz">enquiries@newstyledirect.co.nz</a>	• Ph: +64 09 478 2717

